


## Easy Cuff



### HEM-RML31 هيم- ار ام ال 31

#### OMRON Blood Pressure Monitor Cuff

الشريط الضاغط لجهاز اومرون لقياس ضغط الدم

• <i>Instructions for use</i>	2	EN
• <i>Mode d'emploi</i>	6	FR
• <i>Gebrauchsanweisung</i>	10	DE
• <i>Istruzioni per l'uso</i>	14	IT
• <i>Instrucciones de uso</i>	18	ES
• <i>Gebruiksaanwijzing</i>	22	NL
• <i>Руководство по эксплуатации</i>	26	RU
• <i>Kullanım talimatları</i>	34	TR
• <i>إرشادات الاستخدام</i>	2	AR

Issue Date / Date de publication / Ausgabedatum:  
 Data di pubblicazione / Fecha de publicación / Utgiftedatum: 2022-12-14  
 Дата выпуска / Veriime Tarihi / تاريخ الإصدار:

# OMRON

## HEM-RML31



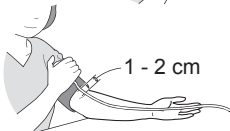
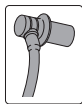
Thank you for purchasing the OMRON cuff HEM-RML31. Arm circumference for this cuff is 22 to 42 cm. Please refer to the original instruction manual of your Blood Pressure Monitor.

**Please follow this instruction manual thoroughly for your safety. Please keep for future reference. For specific information about your own blood pressure, CONSULT YOUR PHYSICIAN.**

**⚠ Caution:** Indicates a potentially hazardous situation which, if not avoided, may result in minor or moderate injury to the user or patient or damage to the equipment or other property.

- This OMRON arm cuff can be connected to various OMRON Blood Pressure Monitors. This cuff only works with OMRON Blood Pressure Monitors compatible with HEM-RML31, as noted on cuff sticker next to the air jack.
- Check your present product as to which plug you must use. Using the wrong plug may cause air leakage and incorrect readings.
- Do not wash the cuff or make it wet.

### Instructions for use



Remove tight-fitting clothing or tight rolled up sleeve from your left upper arm.

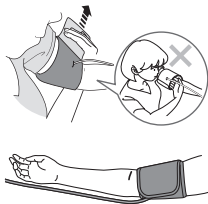
Do not place the arm cuff over thick clothes.

1. Insert the air plug into the air jack securely.

Note: If you are using the air plug as the image shown on the left, make sure inserting it into the air jack until it clicks.

2. Wrap the arm cuff firmly in place around your left upper arm.

The bottom edge of the arm cuff should be 1 to 2 cm above the elbow. Air tube is on the inside of your arm and aligned with your middle finger.



- Secure closed with the fabric fastener.

### Taking measurements on the right arm

The air tube will be at the side of your elbow. Be careful not to rest your arm on the air tube.

**Note:** The blood pressure can differ between the right arm and the left arm, and therefore also the measured blood pressure values can be different. OMRON recommends to always use the same arm for measurement. If the values between both arms differ substantially, please check with your physician which arm to use for your measurement.

- Use a soft and dry cloth, or a soft and moistened cloth and neutral soap to clean on the arm cuff.
- Do not use petrol, thinners or similar solvents to clean the arm cuff.
- Do not store the arm cuff to extreme temperatures, humidity, direct sunlight, dust or corrosive vapours.
- Do not bend or crease the air tube excessively.

## Maintenance

### Specifications:

Product description	OMRON Blood Pressure Monitor Cuff
Model	HEM-RML31
Arm circumference	22 to 42 cm
Cuff dimensions	Not more than 653 x 160 mm (unfolded)
Cuff pressure range	Pressure: 0 to 299 mmHg
Accuracy	Pressure: $\pm 3$ mmHg
Classification	Class I
Operating conditions	+10 to +40°C (50 to 104°F) 15 to 90% RH (non-condensing) 700 to 1060 hPa










Storage/ Transport conditions	-20 to +60°C (-4 to 140°F) 10 to 95% RH (non-condensing) 700 to 1060 hPa
Weight	Not more than 187 g
Package contents	Cuff, instruction manual, air plugs
Durable period (Service life), Warranty	1 year




Please report to the manufacturer and the competent authority of the Member State in which you are established about any serious incident that has occurred in relation to this device.

This OMRON product is produced under the strict quality system of OMRON HEALTHCARE Co., Ltd., JAPAN.

Symbols description	
	CE Marking
	UKCA Marking
	LOT number
	Unique device identifier
	Medical device
	Temperature limitation
	Humidity limitation
	Atmospheric pressure limitation
	Identifier of cuffs compatible for the device
	Cuff positioning indicator for the left arm
	Range pointer and brachial artery alignment position
	Marker on the cuff to be positioned above the artery

<b>LATEX FREE</b>	Not made with natural rubber latex
	Range indicator of arm circumferences to help selection of the correct cuff size
	Reference catalogue number
	Easy Cuff
	Intelli Wrap Cuff
	Comfort Cuff
 TECHNOLOGY BY OMRON HEALTHCARE IN JAPAN	Technology by OMRON Healthcare in Japan
	Date of manufacture
	Need for the user to consult the instruction manual
	Arm circumference
Product production date is integrated in the Lot number, which is placed on the product and/or sales package: the first 4 digits mean year of production, the next 2 digits mean month of production and the last 2 digits mean day of production.	

<p><b>Manufacturer</b>  <b>Fabricant</b>  <b>Hersteller</b>  <b>Produttore</b>  <b>Fabricante</b>  <b>Fabrikant</b>  <b>Производитель</b>  <b>Üretici</b>  <b>الشركة المصنعة</b></p> 	<p><b>OMRON HEALTHCARE Co., Ltd.</b>  53, Kunotsubo, Terado-cho, Muko, KYOTO, 617-0002 JAPAN  شركة امرون هيلث كير المحدودة  53, كونوتسوبو, ترادو-شو  موكو، كايوتو  اليابان 617-0002</p>	
<p><b>EU-representative</b>  <b>Mandataire dans l'UE</b>  <b>EU-Repräsentant</b>  <b>Rappresentante per l'UE</b>  <b>Representante en la UE</b>  <b>Vertegenwoordiging in de EU</b>  <b>Представитель в ЕС</b>  <b>AB temsilcisi</b>  <b>جهة التمثيل بالاتحاد الأوروبي</b></p> <div data-bbox="63 554 177 591" style="border: 1px solid black; padding: 2px; display: inline-block;"> <b>EC REP</b> </div>	<p><b>OMRON HEALTHCARE EUROPE B.V.</b>  Scorpius 33, 2132 LR Hoofddorp,  THE NETHERLANDS  www.omron-healthcare.com</p>	
<p><b>Importer in EU</b>  <b>Importateur dans l'UE</b>  <b>Importeur in der EU</b>  <b>Importatore per l'UE</b>  <b>Importador en la UE</b>  <b>Importeur in de EU</b>  <b>Импортер в ЕС</b>  <b>AB'de İthalatçı</b>  <b>المستورد في الاتحاد الأوروبي</b></p>		
<p><b>Production facility</b>  <b>Site de production</b>  <b>Produktionsstätte</b>  <b>Stabilimento di produzione</b>  <b>Planta de producción</b>  <b>Productiefaciliteit</b>  <b>Производственное подразделение</b>  <b>Üretim Tesisleri</b>  <b>منشأة لتصنيع</b></p>	<p><b>OMRON DALIAN Co., Ltd.</b>  No.3 Song Jiang Road,  Economic and Technical Development Zone,  Dalian 116600 Liaoning, P.R. China</p>	
<p><b>Subsidiaries</b>  <b>Succursales</b>  <b>Niederlassungen</b>  <b>Consociate</b>  <b>Empresas filiales</b>  <b>Dochterondernemingen</b>  <b>Филиалы</b>  <b>Yan Kuruluşlar</b>  <b>الشركات التابعة</b></p>	<p>Importer in the  United Kingdom  and UK  responsible  person</p>	<p><b>OMRON HEALTHCARE UK LTD.</b>  Opal Drive, Fox Milne, Milton Keynes, MK15  0DG, UK  www.omron-healthcare.com/distributors</p>
	<p><b>OMRON MEDIZINTECHNIK HANDELSGESELLSCHAFT mbH /</b>  <b>OMRON SANTÉ FRANCE SAS</b>  www.omron-healthcare.com/distributors</p>	

Made in China  
Fabriqué en Chine  
Hergestellt in China

Prodotto in Cina  
Fabricado en China  
Geproduceerd in China

Сделано в Китае  
Çin'de Üretilmiştir  
صنع في الصين